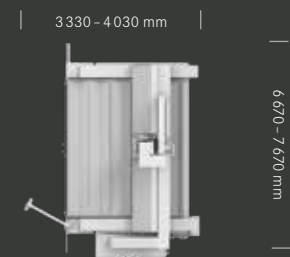





FZU22

➤ FZU-LINE
Unibody Gantry Machine



➤ Technical Data

FZU22		
Working Ranges*		
X-axis		1 800/2 500 mm
Y-axis		3 000/3 500 mm
Z-axis		1 250 mm
Clamping bars*		
Table load		500 kg/m ²
Number of clamping bars		5
Threaded holes		30 x M12
Distance between threaded holes		250 mm
Drives Linear Axes		
Feed rate	X-, Y-axis	up to 70 m/min
Feed rate	Z-axis	up to 40 m/min
Acceleration	X-, Y-, Z-axis	max. 3 – 5 m/s ²
Dimensions		
Required space (without peripherals)	Length	3 330 – 4 030 mm
	Width	6 670 – 7 670 mm
	Height	4 580 mm
Accuracy		
Standard in accordance	to VDI/DGQ 3441 or ISO 230-2	
Equipment (optional)		
<ul style="list-style-type: none"> ▣ Tool probe ▣ Tool measuring system ▣ Work area cover ▣ Tool changer ▣ Chip conveyor ▣ Mist/dust extraction system ▣ Minimum quantity lubrication ▣ Vacuum system 		

Further equipment on request.

MILLING HEADS S2, C2		
Performance		
Torque rotary axes	in control	A-axis: 568 Nm
	clamped	C-axis: 690 Nm
		A-axis: 460 Nm
Swivelling Range		
A-axis		±96° or ±120°
C-axis		±270°
Drives – Rotary Axes		
Rate of feed	A-, C-axis	162°/s, 114°/s
Acceleration	A-, C-axis	5 1/s ² , 3 1/s ²
Accuracy		
Positioning accuracy	A-, C-axis	20"
Repeatability	A-, C-axis	10"
Milling Spindle – 15 kW*		
Spindle power	S1 (100%)	15 kW
	S6 (40%/2 min)	18 kW
Spindle speed		24 000 U/min
Torque	S1 (100%)	12 Nm
	S6 (40%/2 min)	14 Nm
Constant power		12 000 – 24 000 U/min
Swivel axis – spindle nose (S2 and C2)		174 mm
Center offset spindle to C-axis at S2		130 mm
Tool holder		HSK-F63
Tool clamping		spring clamp
Tool unclamp		pneumatic
Lubrication Grease		permanent lubrication

F. Zimmermann GmbH
Bernhäuser Straße 35
73765 Neuhausen a.d.F.

T +49 715 894 895 5-0
E info@f-zimmermann.com
W f-zimmermann.com

Follow us

